

PressureGuard®

# Span-Care® Convertible

Self-adjusting, convertible air therapy system

**Maximum  
performance—  
with power or  
without!**


protected by

**LifeSPAN®**

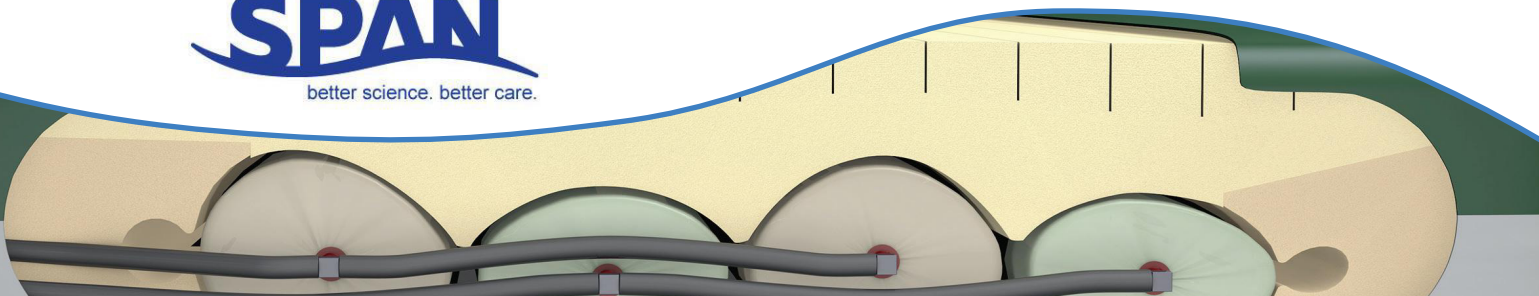
bleach-resistant stretch fabric

*In either mode, delivers a  
powerful combination of:*

- Comfort & stability
- Treatment flexibility
- Immersion & envelopment
- Shearing reduction
- Fall & entrapment prevention
- Ease of use & set-up
- Maintenance-free reliability.

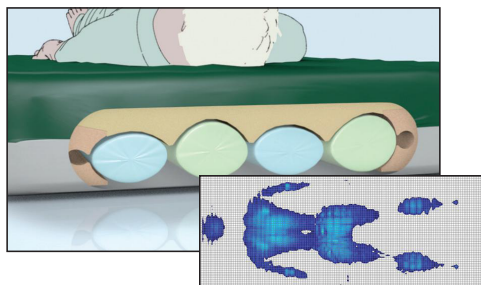


**SPAN**  
better science. better care.



# PressureGuard® Span-Care® Convertible: *Performance—by design.*

The Span-Care® convertible air therapy surface is engineered to empower busy caregivers with an ideal blend of high-end performance and trouble-free use.



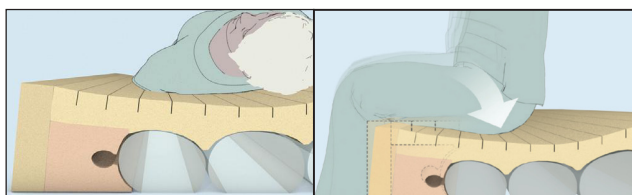
**Use non-powered mode** for pressure injury prevention in at-risk patients, early intervention of existing pressure injuries, or when a step-down surface is called for. Its self-adjusting system of synchronized air cylinders and pressure relief valves provide the correct level of immersion and envelopment for any user.



**Add the simple, digital control unit** when powered treatment modalities are necessary. Features include:

- alternating pressure mode
- powered flotation mode
- adjustable comfort settings
- audible low pressure alarm
- timed auto-firm mode

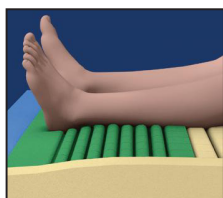
## Packed with Span exclusives:




**Safety Edge™** bolster design helps reduce risk of falls and entrapment.



**Geo-Matt®** segmented top surface helps eliminate shear, heat/moisture build-up.



**Heel Slope®** redistributes pressure to load-tolerant calves.



**Shear Transfer Zones®** cover design helps reduce effects of micro shear, macro shear, and rotational (pivot-induced) shear.

Item #	Dimensions
SC753629	75"L x 36"W x 7"H
SC803629	80"L x 36"W x 7"H
SC843629	84"L x 36"W x 7"H
SC804229	80"L x 42"W x 7"H
SC844229	84"L x 42"W x 7"H
SC85V29	Span-Care Convertible for recessed deck frames
<b>Control Unit:</b>	
5900	Add-on control unit
<b>Weight limit:</b>	Supports up to 500 lbs. (400 lbs. in powered mode). 42" models: 700 lbs. (600 lbs. in powered mode).
<b>Cover:</b>	LifeSpan™ bleach-resistant four-way stretch fabric. Fluid-resistant, anti-microbial, flame-resistant, wipes clean.
<b>Weight:</b>	Mattress: approximately 25 lbs. Control unit: 6.3 lbs.
<b>Warranty:</b>	Mattress: 5 years, non-prorated. Control unit: 18 months, non-prorated.
<b>UL listed:</b>	Yes
<b>Flammability:</b>	All models conform to NFPA 101 (Life Safety Code); CalTech bulletins #117, 129, and 603; CPSC 16 CFR Parts 1632 and 1633.